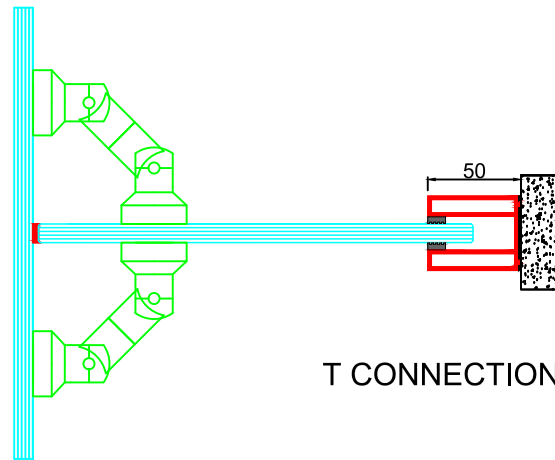
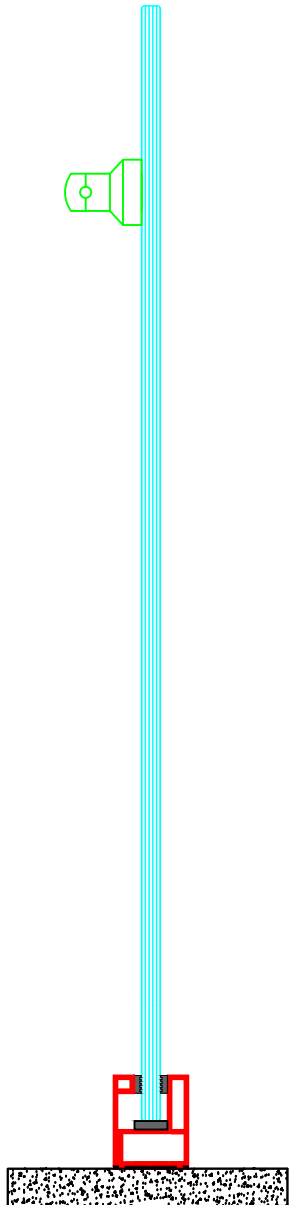
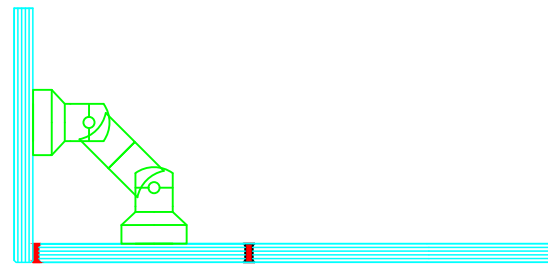


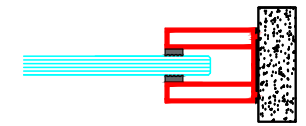
VERTICAL SECTION



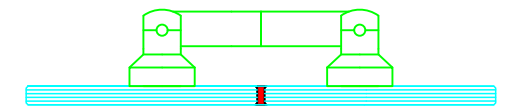
T CONNECTION



L CORNER CONNECTION



WALL PROFILE



GLASS JOINT

| | |
|---------------------------------|--|
| Wall Thickness | : 40 mm |
| Floor-Ceiling and Wall Profiles | : 40 x 50 mm |
| Module Widths | : Suitable For Architectural Needs |
| Module Heights | : Sizes up to 3500 mm |
| Tolerance | : 20 mm in Height and Width |
| Weight | : 25 kg/m ² |
| Aluminum Profiles | : E6 / EV1 Anodized Coating or Electrostatic Powder Coating |
| Profile Thickness | : 1.8 -2 mm Aluminum |
| Glass Joint Detail | : Transparent PVC Profile With Double Sided Tape |
| Glass Wicks | : PVC Wicks That Receive Vibrations In The Mounting Profiles |
| Glass Properties | : Transparent Glasses Bronze, Smoked, Blue - Colored Glasses Antireflect Glasses Extra Clear Glasses Opaque Glasses |
| Types Of Glass | : 8 -10 -12 mm Tempered Glass 4+4 - 5+5 - 6+6 Laminated, Tempered Laminated and Acoustic Laminated Glasses 4+4 - 5+5 - 6+6 Tempered Laminated RAL Code Painted Glasses |
| Glass Joint Apparatus | : Apparatus Connecting Glass To Glass |
| | : T Apparatus |
| | : L Apparatus Which Connects |

MODULE TYPES

